






**WALL CABINET LIFTS** **DIAGO 504**

-  110 V
-  .7" sec
-  17"
-  330lbs including cabinet
- 

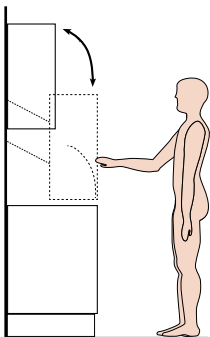


Cover valance is an accessory.

~The Diago wallcabinet lift makes new and existing cabinets accessible to people of all heights and abilities.

~Mounted at the back of the cabinet, the lift takes up no cabinet space. The lift lowers in a curved motion to bring the cabinet to the front edge of the work surface.

**FUNCTION**



**DIAGO 504** is mounted at the back of new or existing wall cabinets.

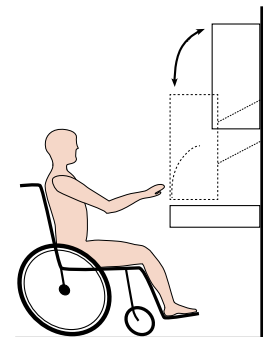
The lift lowers the cabinet in a curved movement down to the work surface below.

**Control:**

The cabinet is lowered to the desired height simply by pushing a button. Choose between recessed control button or remote control.

**Safety:**

Safety trip panels are mounted under the cabinet. When the panel is touched, the lift stops immediately.




**PLANNING**

When planning, note the following points:

- The lift can be adjusted to cabinet heights between 28" - 43".
- Depth of safety trip panel is 13.8". The lift is suitable for cabinets with a depth of 11" - 13.4".
- The lift extends 4.3" from the wall.  
*(Adjacent cabinets should also be brought out from the wall by 4.3" for alignment at the front edge.)*
- Several cabinets can be mounted on the lift. (Max. 70")
- There must be 0.2" clearance between the adjacent cabinet and the cabinet to be lifted to allow space for movement.
- Check the condition of the wall (material, positioning of bolts).  
*Plaster walls must be strengthened.*
- Will the cabinet have worktop lighting? (under the cabinet)
- Which control unit is required?  
*An area of 3.5" x 3.5" is required for a recessed control button*

**INSTALLATION**

- The lift is screwed to the wall.
- The control unit is plugged into the wall socket
- The cabinet is mounted on the frame and adjusted so that it is horizontally and vertically aligned.
- The safety trip panels are mounted under the cabinet.
- The control button is mounted in a convenient position.
- Any lighting is mounted under the safety trip panel.
- Light ramp can be mounted on safety trip panel.

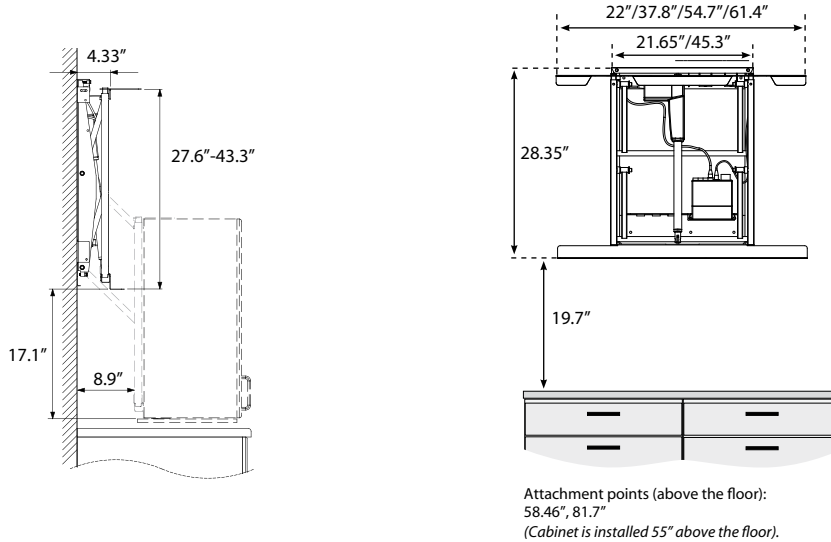
 Several cabinets can be mounted on the same lift






**WALL CABINET LIFTS** **DIAGO 504**

TECHNICAL SPECIFICATIONS



Lift in alu design, white safety trip panels

	ID	Cabinet width	Cabinet attachment, width	Art. no.			
	<b>DIAGO 504 Incl. ALU control button white safety trip panels</b>						
		Safety trip panels (23.75")	<b>60</b>	24"	22"	504-06001	A
		Safety trip panels (27.5")	<b>70</b>	28"	22"	504-07001	A
		Safety trip panels (31.5")	<b>80</b>	31.5"	22"	504-08001	A
		Safety trip panels (17.7"+17.7")	<b>90</b>	35.25"	22"	504-09001	A
		Safety trip panels (60+40 cm)	<b>100</b>	39.5"	37.8"	504-10001	A
		Safety trip panels (23.75"+19.7")	<b>110</b>	43.25"	37.8"	504-11001	A
		Safety trip panels (23.75"+23.75")	<b>120</b>	47.25"	45.7"	504-12001	A
		Safety trip panels (23.75"+27.6")	<b>130</b>	51.25"	45.7"	504-13001	A
		Safety trip panels (23.75"+31.5)	<b>140</b>	55"	45.7"	504-14001	A
		Safety trip panels (23.75"+17.7+17.7")	<b>150</b>	59"	45.7"	504-15001	A
		Safety trip panels (23.75"+19.7+19.7")	<b>160</b>	63"	61.4"	504-16001	A
		Safety trip panels (23.75+23.75+19.7")	<b>170</b>	66.9"	61.4"	504-17001	A
		Safety trip panels (23.75+23.75+23.75")	<b>180</b>	70.86"	61.4"	504-18001	A